

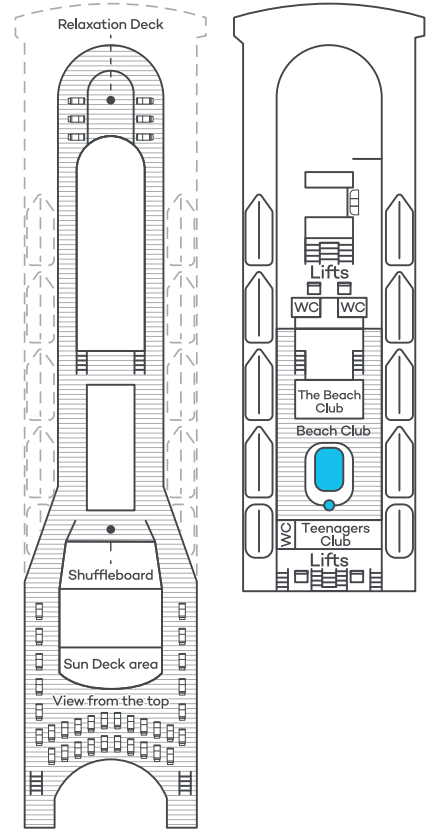
Blue Sapphire Deck Plan

A timeless ship with a modern twist.
No more than 720 passengers with 415 officers and crew

To make choosing your cabin as simple as possible, cabins are colour coded. That way, you can see at a glance the general location and facilities of the cabin grade you prefer.

Facilities include...

- Ten passenger decks including promenade
- Open and fixed seating in Pole to Pole restaurant
- Lighter bites in The Grill
- Speciality East to West restaurant
- Alfresco dining on the Verandah
- Three bars
- The Drawing Room
- The Beach Club which serves gourmet fish and chips, traditional sweets and ice cream
- Two pools
- Relaxation Deck
- Gymnasium
- Aqua Spa
- Hair and beauty salon
- Library
- The Academy computer and learning centre
- Three shops
- The Club House games room
- Photo gallery
- Four passenger lifts
- 37,301-ton ship with 27.6-foot draft
- Air conditioned and stabilised
- Last refurbishment 2017.

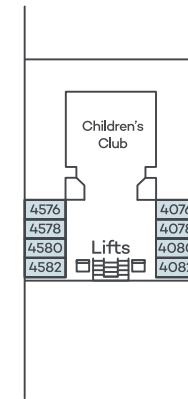


Deck 12

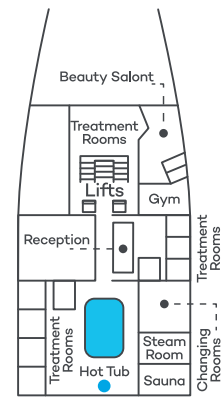
Deck 11

Cabin grades and numbers

DOUBLE/TWIN SUITES	Deck
A Royal suite with balcony: 9006*, 9008*, 9010*, 9506*, 9508*, 9510*	9
B Owner's suite with balcony: 10553*-	10
C Grand suite: 10010--*	10
D Suite: 10008*, 10506**, 10508*	10
E Junior suite with balcony: 10052*-, 10552*-	10
DOUBLE/TWIN SUPERIOR	Deck
F Superior with balcony: 10036*- , 10038*- , 10040*- , 10042*- , 10044*- , 10046*- , 10048*- , 10050*- , 10536*, 10538*, 10540*- , 10542*- , 10544*- , 10546*- , 10548*- , 10550--	10
G Superior outside: 10002\$, 10004, 10006, 10502\$	10
H Superior outside: 9012, 9016*, 9018*, 9020, 9022, 9026*, 9028*, 9030, 9036*, 9038*, 9050, 9052*, 9056*, 9058*, 9060*, 9062*, 9066*, 9512, 9516*, 9518*, 9520, 9522, 9526*, 9528*, 9530, 9536*, 9538*, 9550, 9552*, 9556*, 9558*, 9560*, 9562*, 9566*	9
I Superior with balcony: 8002*, 8006*, 8008*, 8010*, 8012**, 8016**, 8018**, 8020**, 8022**, 8026**, 8028**, 8030**, 8032**, 8036**, 8038**, 8050**, 8052*, 8056*, 8058**, 8060**, 8062**, 8066**, 8068**, 8502*, 8506*, 8508*, 8510*, 8512**, 8516**, 8518**, 8520**, 8522*, 8526*, 8528**, 8530**, 8532**, 8536**, 8538**, 8550**, 8552*, 8556*, 8558**, 8560**, 8562*, 8566**, 8568**	8
DOUBLE/TWIN OUTSIDE	Deck
J Standard outside: 7002*, 7008*, 7010*, 7012*, 7016*, 7018*, 7020*, 7022*, 7026*, 7028*, 7030*, 7032*, 7036*, 7038, 7050, 7052, 7056, 7058, 7060, 7062, 7066, 7068, 7070, 7072, 7076, 7078, 7080*, 7502*, 7508*, 7510*, 7512*, 7516*, 7518*, 7520*, 7522*, 7526*, 7528*, 7530*, 7532*, 7536*, 7538, 7550, 7552, 7556, 7558, 7560, 7562, 7566, 7568, 7570, 7572, 7576, 7578, 7580*	7
K Standard outside: 6012*, 6016*, 6018*, 6020*, 6022*, 6026*, 6028*, 6030*, 6032*, 6036*, 6038, 6050, 6052, 6056, 6058, 6060, 6062, 6066, 6068, 6070, 6072, 6076, 6078, 6080, 6082*, 6086*, 6512*, 6516*, 6518*, 6520*, 6522*, 6526*, 6528*, 6530*, 6532*, 6536*, 6538, 6550, 6552, 6556, 6558, 6560, 6562, 6566, 6568, 6570, 6572, 6576, 6578, 6580, 6582*, 6586*	6
L Standard outside: 6008*, 6010, 6508*, 6510	6
M Standard outside: 5016*, 5018*, 5020*, 5022*, 5026*, 5028*, 5030*, 5032*, 5036*, 5038, 5050, 5052, 5056, 5058, 5060, 5062, 5066, 5068, 5070, 5072, 5076, 5516*, 5518*, 5520*, 5522*, 5526*, 5528*, 5530*, 5532*, 5536*, 5538, 5550, 5552, 5556, 5558, 5560, 5562, 5566, 5568, 5570, 5572, 5576	5



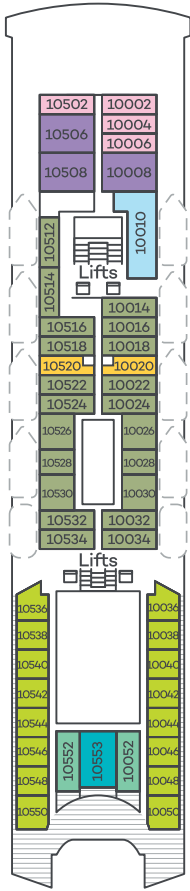
Deck 4



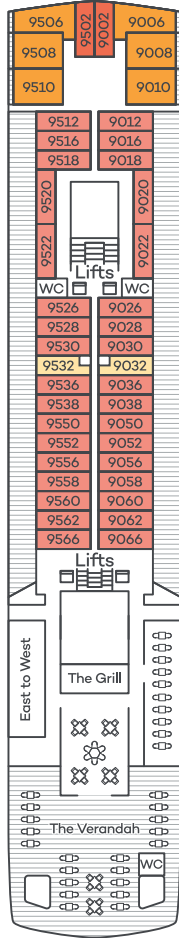
Deck 2

The medical centre is located on Deck 4 and is accessible by the forward lift and stairs

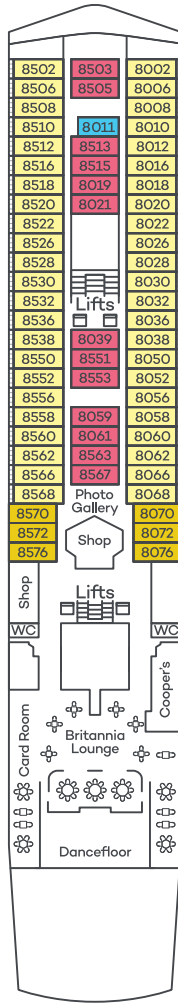
DOUBLE/TWIN OUTSIDE	Deck
N Standard outside: 10014*, 10016**, 10018**, 10022**, 10024**, 10026*, 10028**, 10030**, 10032**, 10034**, 10512**, 10514**, 10516**, 10518**, 10522**, 10524**, 10526*, 10528**, 10530*, 10532**, 10534**	10
DOUBLE/TWIN INSIDE	Deck
Q Standard inside: 8019, 8021, 8039, 8059*, 8061*, 8503, 8505, 8513, 8515, 8551, 8553, 8563*, 8567*	8
R Standard inside: 7023, 7027, 7053, 7063, 7065, 7507, 7509, 7511, 7519, 7521, 7557, 7559	7
S Standard inside: 6023, 6025, 6053, 6063, 6065, 6073, 6075, 6507, 6509, 6511, 6519, 6521, 6557, 6559, 6569, 6571, 6579, 6581	6
T Standard inside: 5017, 5019, 5067, 5069, 5515, 5551, 5553, 5571, 5573	5
SINGLE SUPERIOR	Deck
HS Superior single outside: 9002*, 9502*	9
IS Superior single outside: 8070, 8072*, 8076*, 8570, 8572*, 8576*	8



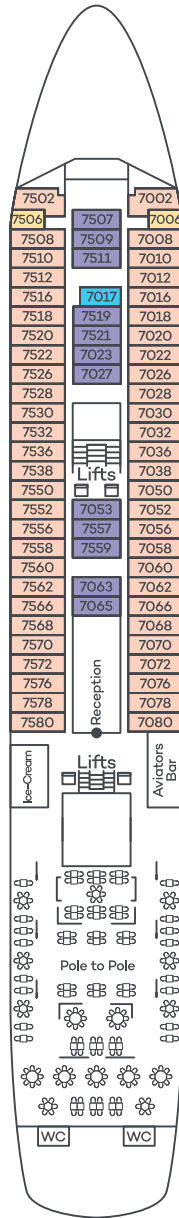
Deck 10



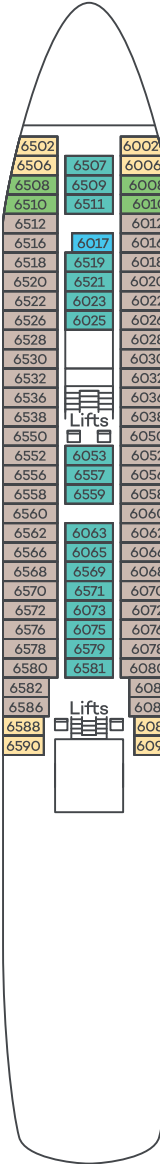
Deck 9



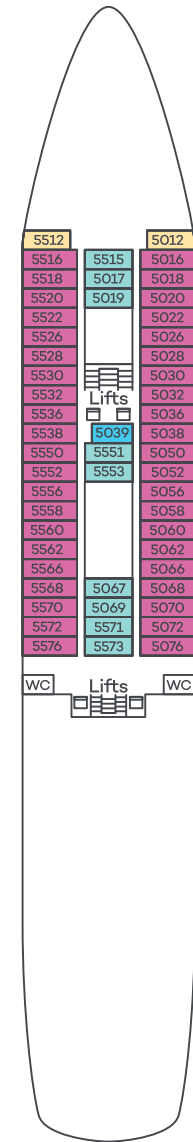
Deck 8



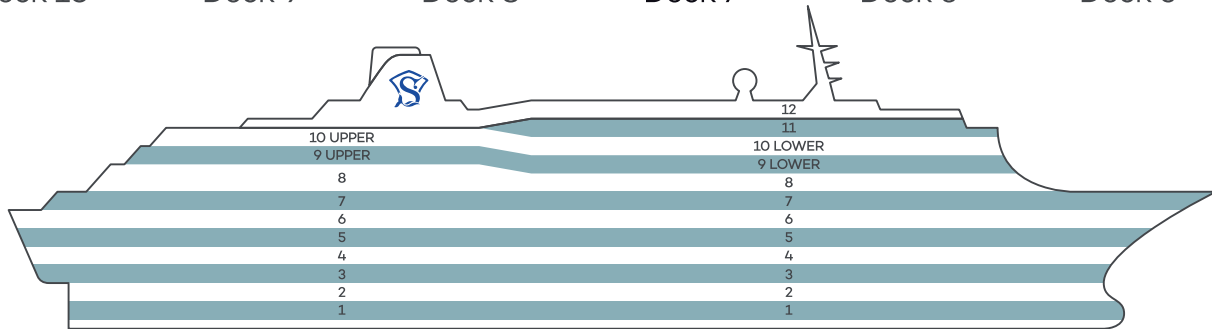
Deck 7



Deck 6



Deck 5



SINGLE OUTSIDE		Deck
LS	Standard single outside: 5012*, 5512*	5
	Standard single outside: 6002*, 6006*, 6088*, 6090*, 6502*, 6506*, 6588*, 6590*	6
	Standard single outside: 7006*, 7506*	7
	Standard single outside: 9032*, 9532*	9
NS	Standard single outside: 10020*, 10520*	10
PS	Standard single outside: 4076, 4078, 4080, 4082, 4576, 4578, 4580, 4582	4
SINGLE INSIDE		
US	Standard single inside: 5039	5
	Standard single inside: 6017*	6
	Standard single inside: 7017*	7
	Standard single inside: 8011*	8

KEY: *Bath with shower over. -Separate bath and shower. All other cabins have shower only. *Twin beds or king-size bed. •Double bed only. ^Wheelchair adapted cabin. †Obstructed view. §Partially obstructed view. This table is a guide only. Alterations may be necessary from time to time after publication.
Please note: Deck plans are for guidance only, are not to scale, and are subject to change or alteration. The grading system for Blue Sapphire is not directly comparable