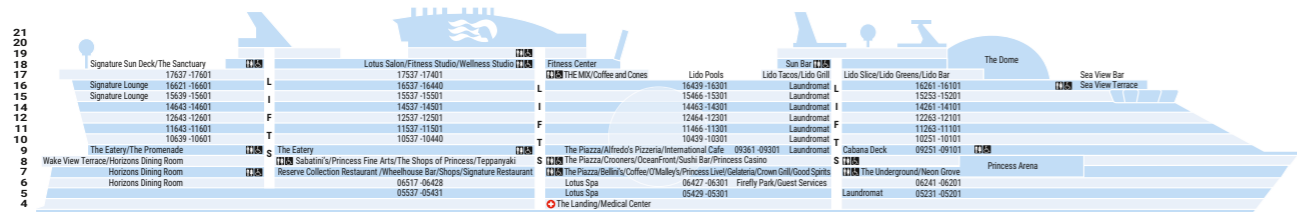


Sun Princess®  
 Guest Capacity: 4,300  
 Length: 345 metres  
 Gross Tonnage: 177,500  
 Inaugural Cruise: 2024



◀ Aft Visit [princess.com](http://princess.com) for the latest deck plans. Forward ▶

**Stateroom Description**

**SUITE**

- S0** Signature sky suite Aft (Deck 16)
  - S2** Signature owner's suite Aft (Decks 16, Forward (Decks 10))
  - S4** Signature penthouse suite Aft (Decks 15, 16, 17)
  - S9** Signature suite Mid-aft (Decks 11), Aft (Decks 14, 15, 16)
- CABANA**
- C1** Reserve Collection cabana mini-suite Mid-ship (Deck 9)
  - C2** Reserve Collection cabana mini-suite Mid and Forward (Deck 9)
  - CA** Cabana mini-suite Mid-ship (Decks 10, 11, 12)
  - CB** Cabana mini-suite Aft (Deck 10)

**MINI-SUITE**


- M1** Reserve Collection mini-suite Mid-aft (Decks 10, 11, 12, 14, 15)
  - M2** Reserve Collection mini-suite Forward (Deck 10), Mid (Deck 16, 17)
  - MA** Mini-suite Mid (Decks 11, 12)
  - MD** Mini-suite Aft (Decks 10, 11, 12, 14)
- BALCONY**
- D1** Premium balcony Mid-ship (Decks 10, 11, 12, 14, 15)
  - D2** Premium balcony Forward (Decks 10, 11, 12, 14, 15), Aft (Decks 11, 12, 14, 15)
  - DA** Deluxe balcony Mid (Decks 10, 11, 12, 14, 15)
  - DB** Deluxe balcony Forward (Decks 10, 11, 12, 13, 14, 15), Mid (Decks 16, 17), Aft (Decks 11, 12, 14, 15)
  - DC** Deluxe balcony Mid & Aft (Decks 16, 17)
  - DD** Deluxe balcony Aft (Decks 10, 11, 12, 14)
  - DE** Deluxe balcony Forward (Decks 10, 11, 12, 14)

**DF** Deluxe balcony Forward (Decks 9, 16)

- DG** Cove balcony Mid-ship (Decks 6)
  - DH** Cove balcony Mid-aft (Decks 6)
- OCEANVIEW**
- O2** Premium oceanview Mid-ship (Decks 5)
  - O3** Premium oceanview Forward (Decks 5, 6), Aft (Decks 5)
  - O5** Premium oceanview Forward (Decks 10, 11)
- INTERIOR**
- IA** Interior Mid-ship (Decks 10, 11, 12, 14, 15)
  - IB** Interior Forward (5, 6, 10, 11, 12, 14, 15), Mid (5, 6, 9, 16)
  - IC** Interior Forward (Decks 9, 16)
  - ID** Interior Aft (Decks 15)
  - IE** Interior Forward (Decks 10, 11, 12), Aft (Deck 17)
  - IF** Interior Forward (Decks 16)
  - IS** Interior Forward (Deck 10)

- ◻ Fully Accessible stateroom, roll-in shower only
- Will accommodate fourth or fifth person
- Will accommodate third and fourth person
- ▲ Will accommodate third person
- † Balcony door blocked when upper berth is in use
- ‡ Balcony access when in port only
- ▲ Connecting staterooms

Deck plans are for Sun Princess®, for illustration purpose only, are not to scale and subject to change. Stateroom categories and configurations can vary between ships.

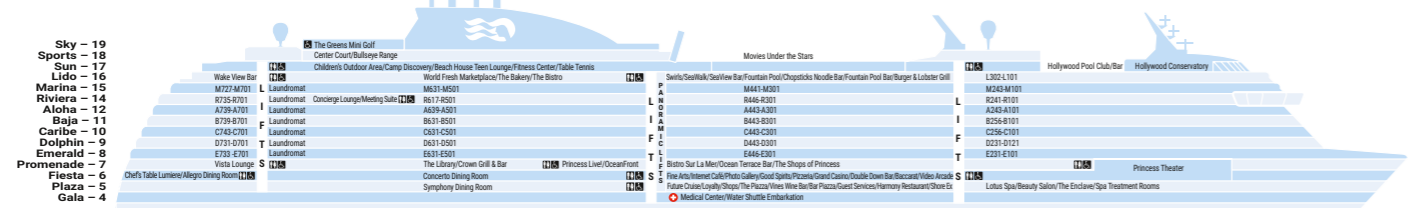


For detailed deck plans & virtual tours, visit [princess.com/ships](http://princess.com/ships)

Note: Deck plans are for illustration purposes only and are not to scale. Some areas of the ship are not accessible to wheelchairs and scooters. Distances shown are from the bow (forward) or stern (aft) to the nearest stateroom. Certain stateroom categories may vary in size and configuration by ship. Stateroom views are considered unobstructed unless noted otherwise. Obstructions do not include certain nautical items like handrails, dividers or ship hardware. For balcony staterooms, the view is determined from the perspective of the balcony railing. Balconies may have either solid steel or glass railings. Upper berth and bed ladder capacities are 113 kg. Staterooms that can accommodate rollaways have two lower berths and one upper berth, and the staterooms can accommodate a fourth berth as a rollaway bed upon request at time of reservation. There are a limited number of rollaway beds per ship, per voyage. Use of rollaway beds restricts cabin space. Call 13 24 88 for more information.

# Majestic, Regal and Sky Princess®

Majestic Princess®  
 Guest Capacity: 3,560  
 Length: 330m  
 Gross Tonnage: 143,700  
 Inaugural Cruise: March 31, 2017  
 Christened by: Former NBA All-Star Yao Ming and his wife, Ye Li



## Stateroom Description

### SUITE

- S2** Owner's suite Aft (Emerald)
- S3** Penthouse suite Aft (Marina, Riviera, Aloha, Baja, Caribe, Dolphin)
- S4** Penthouse suite Mid-aft (Riviera)
- S5** Premium suite Forward (Aloha, Baja, Caribe, Dolphin)

### CLUB CLASS MINI-SUITE

- M1** Premium Mid-ship (Riviera, Aloha, Baja)
- M5** Premium Forward (Lido, Marina)

### MINI-SUITE

- MA** Mid-ship (Riviera, Aloha, Baja, Caribe)
- MB** Mid-forward, Mid-aft (Riviera, Aloha, Baja, Caribe), Mid-ship (Marina)
- MC** Mid-forward (Lido, Marina, Emerald), Mid-aft (Marina)

### MINI-SUITE (CONT.)

- ME** Forward (Riviera, Aloha), Aft (Emerald)
- MF** Penthouse suite Aft (Marina, Riviera, Aloha, Baja, Caribe, Dolphin), Mid-ship (Marina)
- DELUXE BALCONY**
- D4** Premium Aft (Marina, Riviera, Aloha, Baja, Caribe, Dolphin, Emerald), Forward, Mid-forward (Dolphin)
- DA** Mid-ship (Dolphin)
- DB** Mid-forward (Riviera, Aloha, Dolphin), Mid-aft (Riviera, Aloha, Baja, Caribe, Dolphin)
- DC** Mid-forward (Lido, Marina), Mid-aft (Marina)
- DD** Aft (Riviera, Aloha, Baja, Caribe)
- DE** Forward (Riviera, Aloha, Dolphin), Aft (Marina)
- DF** Forward (Lido, Marina, Emerald)
- DW** Obstructed view Forward (Lido, Marina, Emerald) Mid-ship, Mid-forward, Mid-aft (Emerald)

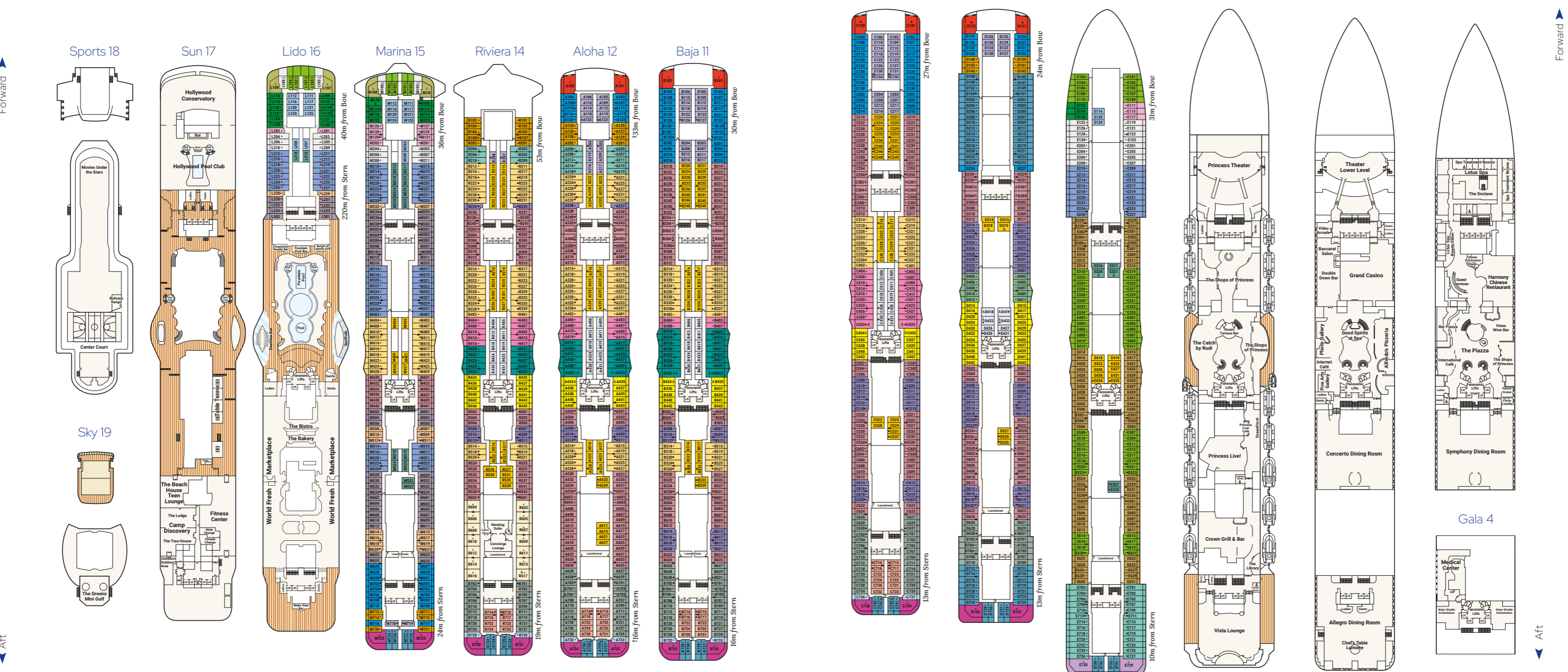
### BALCONY

- BA** Mid-ship (Riviera, Aloha, Baja, Caribe, Dolphin)
- BB** Mid-forward, Mid-aft (Riviera, Aloha, Baja, Caribe, Dolphin), Mid-ship (Marina)
- BC** Mid-forward (Lido, Marina), Mid-aft (Marina)
- BD** Aft (Riviera, Aloha, Baja, Caribe, Dolphin)
- BE** Forward (Aloha, Baja, Caribe, Dolphin), Aft (Marina)
- BF** Forward (Lido, Marina, Emerald)
- Obstructed view** Mid-forward, Mid-ship, Mid-aft, Aft (Emerald)

### INTERIOR (CONT.)

- ID** Aft (Riviera, Aloha, Baja, Caribe)
- IE** Forward (Riviera, Aloha, Baja, Caribe, Dolphin), Aft (Marina)
- IF** Forward (Lido, Marina, Emerald)
- Fully Accessible stateroom, roll-in shower only**
- Will accommodate third and fourth person**
- Will accommodate third person**
- Will accommodate third and fourth person, fourth berth is rollaway bed**
- Balcony door blocked when upper berth is in use**
- Connecting staterooms**

Deck plans are for Majestic Princess®, for illustration purpose only, are not to scale and subject to change. Stateroom categories and configurations can vary between ships.

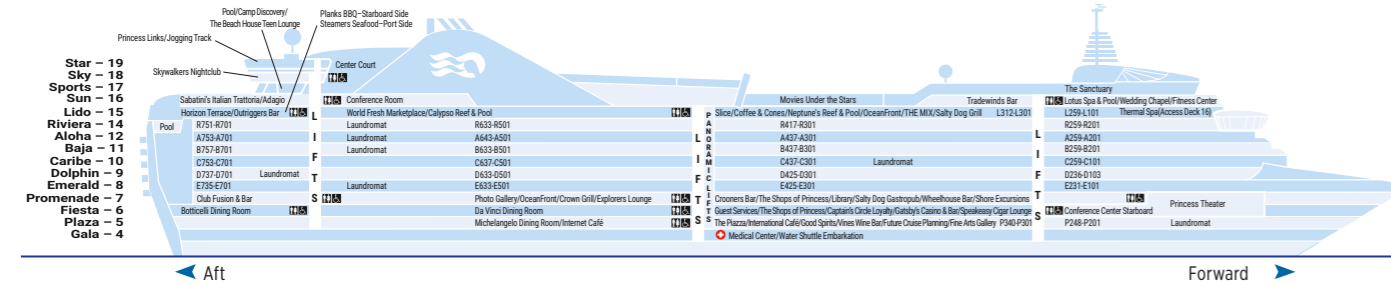


For detailed deck plans & virtual tours, visit [princess.com/ships](http://princess.com/ships)

Note: Deck plans are for illustration purposes only and are not to scale. Some areas of the ship are not accessible to wheelchairs and scooters. Distances shown are from the bow (forward) or stern (aft) to the nearest stateroom. Certain stateroom categories may vary in size and configuration by ship. Stateroom views are considered unobstructed unless noted otherwise. Obstructions do not include certain nautical items like handrails, dividers or ship hardware. For balcony staterooms, the view is determined from the perspective of the balcony railing. Balconies may have either solid steel or glass railings. Upper berth and bed ladder capacities are 113 kg. Staterooms that can accommodate rollaways have two lower berths and one upper berth, and the staterooms can accommodate a fourth berth as a rollaway bed upon request at time of reservation. There are a limited number of rollaway beds per ship, per voyage. Use of rollaway beds restricts cabin space. Call 13 24 88 for more information.

Emerald Princess®  
 Guest Capacity: 3,080  
 Length: 290m  
 Gross Tonnage: 113,561  
 Inaugural Cruise: April 11, 2007

Christened by: Florence Henderson and Susan Olsen (From The Brady Bunch),  
 Erin Moran and Marion Ross (From Happy Days)



**Stateroom Description**

**SUITE**

- S2** Owner's suite Aft (Aloha)
- S3** Penthouse suite Aft (Aloha, Caribe)
- S4** Penthouse suite Mid-ship (Riviera)
- S5** Premium suite Forward (Lido)
- S6** Vista suite Aft (Caribe, Dolphin, Emerald)
- S8** Two-bedroom family suite Forward (Dolphin)

**CLUB CLASS MINI-SUITE**

- M1** Premium Mid-ship (Dolphin)

**MINI-SUITE**

- MB** Mid-forward, Mid-aft (Dolphin)
- MD** Aft (Dolphin)
- ME** Forward (Dolphin), Aft (Emerald)

**BALCONY**

- B1** Premium Mid-ship (Caribe)
- B2** Premium Mid-forward, Mid-aft (Caribe)
- B4** Premium Aft (Baja, Caribe, Dolphin, Emerald)
- BA** Mid-ship (Aloha, Baja)
- BB** Mid-forward, Mid-aft (Aloha, Baja)
- BC** Mid-forward (Lido, Riviera), Mid-aft (Riviera)
- BD** Aft (Aloha, Baja, Caribe)
- BE** Forward (Aloha, Baja, Caribe), Aft (Riviera)
- BF** Forward (Lido, Riviera)

**OCEANVIEW**

- OB** Mid-ship (Emerald)
- OC** Mid-forward (Plaza)
- OE** Aft (Riviera, Emerald)

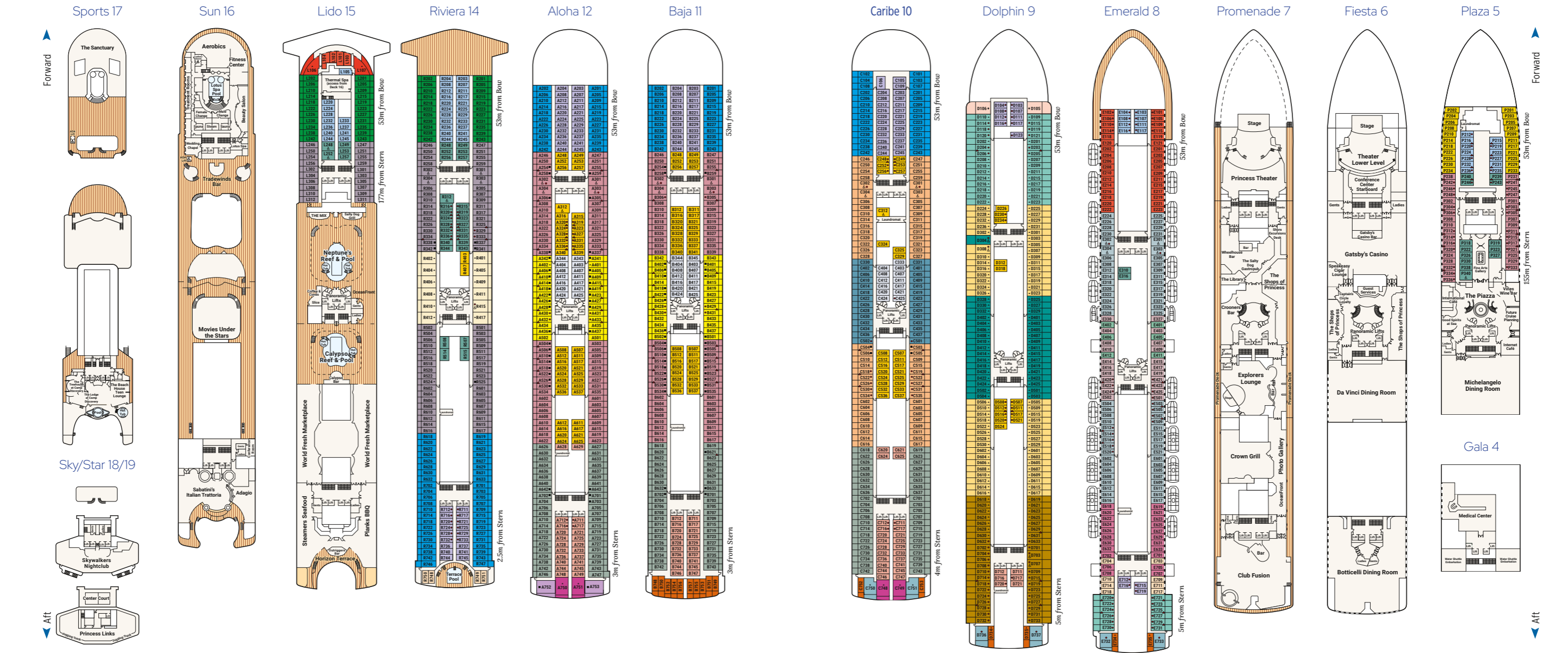
**OCEANVIEW (CONT.)**

- OF** Forward (Plaza)
- OV** Obstructed view Mid-ship (Emerald)
- OW** Obstructed view Mid-forward, Mid-aft (Emerald)
- OY** Obstructed view Aft (Emerald)
- OZ** Obstructed view Forward (Lido, Emerald)

**INTERIOR (CONT.)**

- IE** Forward (Aloha, Baja, Caribe, Dolphin), Aft (Riviera, Emerald)
- IF** Forward (Lido, Riviera, Emerald, Plaza)
- IA** Mid-ship (Aloha, Baja, Caribe)
- IB** Mid-ship (Riviera), Mid-forward, Mid-aft (Aloha, Baja, Caribe, Dolphin)
- IC** Mid-forward (Lido, Riviera, Emerald, Plaza) Mid-aft (Riviera)
- ID** Aft (Aloha, Baja, Caribe, Dolphin)

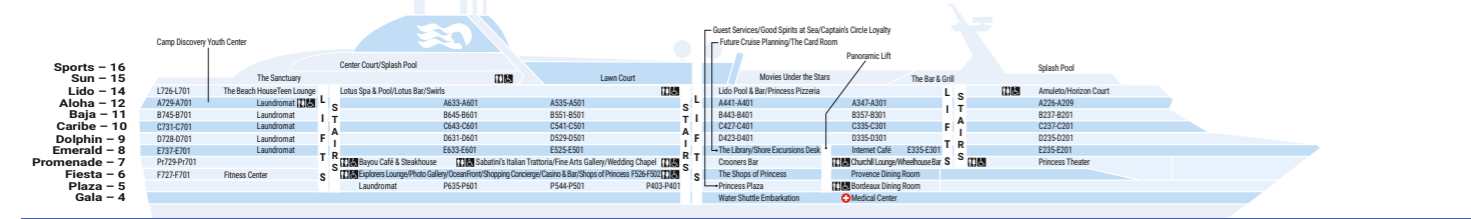
Deck plans are for Emerald Princess®, for illustration purpose only, are not to scale and subject to change. Stateroom categories and configurations can vary between ships.



For detailed deck plans & virtual tours, visit [princess.com/ships](http://princess.com/ships)

Note: Deck plans are for illustration purposes only and are not to scale. Some areas of the ship are not accessible to wheelchairs and scooters. Distances shown are from the bow (forward) or stern (aft) to the nearest stateroom. Certain stateroom categories may vary in size and configuration by ship. Stateroom views are considered unobstructed unless noted otherwise. Obstructions do not include certain nautical items like handrails, dividers or ship hardware. For balcony staterooms, the view is determined from the perspective of the balcony railing. Balconies may have either solid steel or glass railings. Upper berth and bed ladder capacities are 113 kg. Staterooms that can accommodate rollaways have two lower berths and one upper berth, and the staterooms can accommodate a fourth berth as a rollaway bed upon request at time of reservation. There are a limited number of rollaway beds per ship, per voyage. Use of rollaway beds restricts cabin space. Call 13 24 88 for more information.

Guest Capacity: 2,200  
 Length: 294 metres  
 Gross Tonnage: 112,894  
 Christened by: Jaime Salé and David Pelletier (Olympic Gold Medalists)



**Stateroom Description**

**SUITE**

- S4** Penthouse suite Aft (Lido, Caribe)
- S5** Premium suite Mid-ship (Dolphin), Aft (Promenade, Baja)
- S6** Vista suite Aft (Caribe, Dolphin, Aloha, Lido)

**CLUB CLASS MINI-SUITE**

- HL** Premium Mid-ship (Baja, Caribe, Dolphin)

**MINI-SUITE**

- MB** Mid-forward, Mid-aft (Dolphin), Mid-ship (Aloha)
- MD** Aft (Caribe, Dolphin)
- ME** Forward (Baja, Caribe, Dolphin)
- MY** No balcony Forward (Baja, Caribe)

**BALCONY**

- BI** Premium Mid-ship (Caribe)

**BALCONY (CONT.)**

- B2** Premium Mid-forward, Mid-aft (Caribe)
- BA** Mid-ship (Baja, Caribe, Dolphin)
- BB** Mid-forward, Mid-aft (Baja), Mid-ship (Aloha)
- BC** Mid-forward, Mid-aft (Aloha)
- BD** Aft (Baja, Caribe, Dolphin)
- BE** Forward (Baja, Caribe, Dolphin), Aft (Aloha, Emerald, Promenade, Lido)
- BF** Forward (Aloha, Emerald)
- BY** Obstructed view Forward (Dolphin)
- BZ** Obstructed view Forward (Emerald)

**OCEANVIEW**

- O5** Premium Forward (Dolphin)
- O6** Premium Forward (Emerald)

**OCEANVIEW (CONT.)**

- OB** Mid-ship (Plaza, Fiesta)
- OC** Mid-aft (Plaza, Fiesta)
- OE** Aft (Emerald, Plaza, Fiesta, Promenade)
- OV** Obstructed view Mid-ship (Emerald)
- OW** Obstructed view Mid-forward, Mid-aft (Emerald)
- OY** Obstructed view Aft (Emerald, Dolphin)
- OZ** Obstructed view Forward (Emerald)

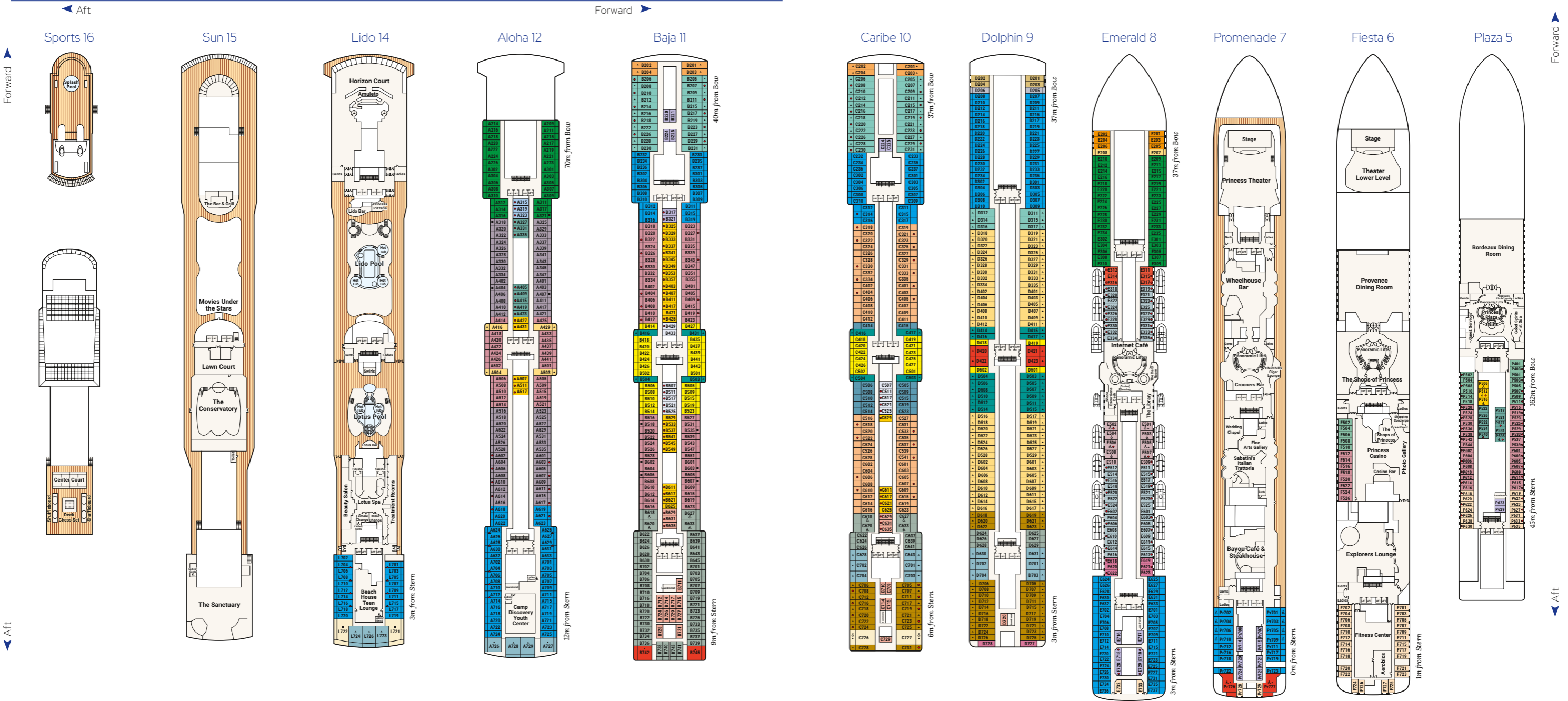
**INTERIOR**

- IA** Mid-ship (Baja, Caribe)
- IB** Mid-forward (Baja), Mid-aft (Baja, Caribe), Mid-ship (Aloha, Plaza)
- IC** Mid-forward, (Aloha), Mid-aft (Plaza)
- ID** Aft (Baja, Caribe, Dolphin)

**INTERIOR (CONT.)**

- IE** Forward (Baja, Caribe), Aft (Emerald, Plaza, Promenade)
- IF** Forward (Aloha)

- Fully Accessible stateroom, roll-in shower only
- Will accommodate third and fourth person
- Will accommodate third person
- Will accommodate third and fourth person, fourth berth is rollaway bed
- Connecting staterooms



For detailed deck plans & virtual tours, visit [princess.com/ships](http://princess.com/ships)

Note: Deck plans are for illustration purposes only and are not to scale. Some areas of the ship are not accessible to wheelchairs and scooters. Distances shown are from the bow (forward) or stern (aft) to the nearest stateroom. Certain stateroom categories may vary in size and configuration by ship. Stateroom views are considered unobstructed unless noted otherwise. Obstructions do not include certain nautical items like handrails, dividers or ship hardware. For balcony staterooms, the view is determined from the perspective of the balcony railing. Balconies may have either solid steel or glass railings. Upper berth and bed ladder capacities are 113 kg. Staterooms that can accommodate rollaways have two lower berths and one upper berth, and the staterooms can accommodate a fourth berth as a rollaway bed upon request at time of reservation. There are a limited number of rollaway beds per ship, per voyage. Use of rollaway beds restricts cabin space. Call 13 24 88 for more information.

Deck plans are accurate as of the date of printing and are subject to change.

# Staterooms

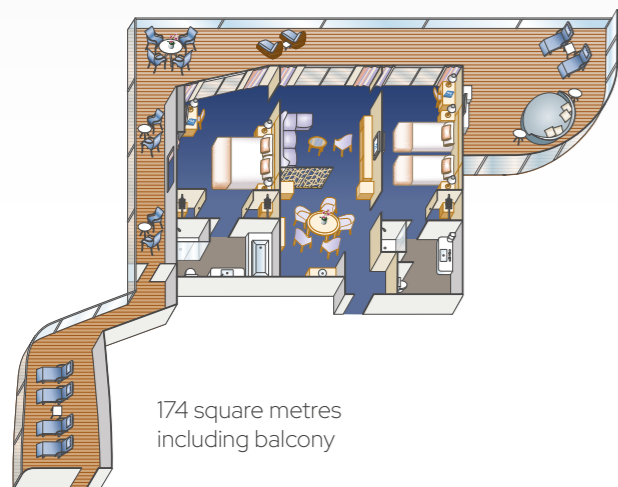
It's so important to feel at home, even on holiday. Our accommodations are thoughtfully designed to make you feel comfortable, with premium amenities and personalised service at your fingertips.



## Sky Suite

Available on Star Princess,<sup>®</sup> Sun Princess<sup>®</sup> and Sky Princess.<sup>®</sup> Enjoy all the premium amenities and services of our Suites, plus:

- Two bedrooms and bathrooms; accommodations for five
- Pre-cruise concierge
- A dedicated suite Experience Manager
- Private balcony viewing of Movies Under the Stars<sup>®</sup>
- Sanctuary spa service
- Private Stargazing Experience
- Opportunity to host a party on your balcony



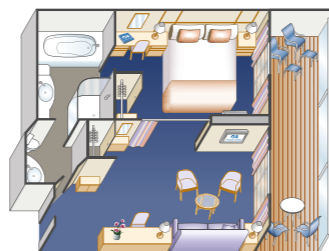

174 square metres including balcony

For more information on all room types including new accommodations available on Sun and Star Princess<sup>®</sup> see [princess.com](http://princess.com)

## Suite

Includes all the fine amenities of a spacious Reserve Collection Mini-Suite (see opposite) plus:

- Luxury balcony furniture
- Bathroom tub and separate shower
- Two floor-to-ceiling glass doors
- Separate sitting area with sofa bed, chair and tables
- One complimentary mini-bar setup<sup>†</sup>
- Spacious closet
- Upgraded bathroom amenities
- Complimentary use of the Lotus Spa<sup>®</sup> Thermal Suite<sup>‡</sup>
- Laundry and professional cleaning services
- Complimentary dinner in a specialty restaurant on embarkation day<sup>†</sup>
- Priority specialty dining and shore excursion reservations
- Priority disembarkation at tender ports



Approx. 42 to 86 square metres, including balcony

## Reserve Collection Mini-Suite – (formerly Club Class)

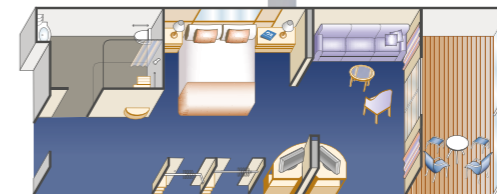
This premium category features all the standard Mini-Suite amenities, plus exclusive VIP touches

### Upgraded Amenities & Services:


- Priority disembarkation at the end of your cruise
- One complimentary wine setup<sup>\*</sup>
- Evening canapés upon request
- Luxurious terry shawl bathrobes
- Reserve Collection Dining: Exclusive Main Dining area, expedited seating, dedicated waitstaff and much more<sup>#</sup>

For more details visit:

[www.princess.com/ships-and-experience/ships/staterooms/reserve-collection/](http://www.princess.com/ships-and-experience/ships/staterooms/reserve-collection/)



Approx. 30 square metres, including balcony




## Mini-Suite

All the fine amenities of a Balcony Stateroom plus:

- Balcony with chairs, table and ottoman
- Bathroom tub and massage showerhead
- Floor-to-ceiling sliding glass doors
- Separate sitting area
- Welcome glass of champagne<sup>\*</sup>
- Sofa bed
- Luxury mattress topper and pillows
- Two flat-panel televisions

## Balcony

Enjoy a front-row seat for all the spectacular scenery on your cruise from your own balcony or indoors as you gaze through your floor-to-ceiling sliding glass door.

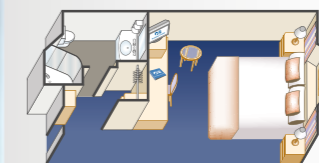



Larger deluxe staterooms available on select ships.

Approx. 19 to 25 square metres

## Oceanview

The Oceanview Stateroom includes all our standard Princess amenities plus a broad picture window to bring in light and views.



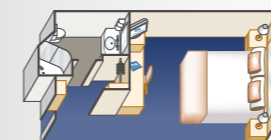

Larger Deluxe Oceanview staterooms available on select ships.

Note: Some categories have portholes versus picture windows. Some staterooms are partially to fully obstructed, as shown on deck plans.

Approx. 13 to 19 square metres

## Interior


Our most affordable option, the Interior Stateroom features two twin beds that make up a queen-size bed.



Approx. 14 to 15 square metres

## Wheelchair-Accessible Staterooms

Our fully accessible Staterooms are designed for use by guests with highly limited or no mobility who require regular use of a mobility device, and provide accessible elements including turning space, accessible routes throughout the cabin, and accessible bathrooms. Staterooms range from approximately 22 to 57 square metres based on stateroom category.



Room images are for illustration purposes only. Actual room layout, configurations and designs may vary. Amenities represent typical arrangements and may vary by ship. Certain stateroom categories may vary in size and configuration by ship. Stateroom views are considered unobstructed unless noted otherwise. Some categories have portholes versus picture windows. Some staterooms are partially to fully obstructed, as shown on deck plans on pages 46 to 53 or at [princess.com](http://princess.com). Obstructions do not include certain nautical items like handrails, dividers or ship hardware. For balcony staterooms, the view is determined from the perspective of the balcony railing. Balconies may have either solid steel or glass railings. Upper berth and bed ladder capacities are 113 kg. Staterooms that can accommodate rollaways have two lower berths and one upper berth, and the staterooms can accommodate a fourth berth as a rollaway bed upon request at time of reservation. There are a limited number of rollaway beds per ship, per cruise. Use of rollaway beds restricts cabin space. Call 13 24 88 for more information. <sup>\*</sup>Includes 1/2 bottle of red wine and 1/2 bottle of white wine on embarkation day. <sup>†</sup>Applicable on cruises six nights or longer. <sup>‡</sup>Complimentary mini-bar setup is one-time only per stateroom for guests permitted to consume alcohol as set out in the terms of the Passage Contract. <sup>#</sup>Welcome glass of Champagne is for guests permitted to consume alcohol as set out in the terms of the Passage Contract. Service of alcohol is always subject to Princess Cruises RSA. <sup>\*</sup>Reserve Collection (Club Class) dining is available for breakfast and dinner daily as well as a lunch on sea days. Charges apply on select menu items. <sup>></sup>On select ships. <sup>®</sup>Star Princess<sup>®</sup> currently under construction. See [princess.com](http://princess.com)