

Sapphire Princess®

2,670 passengers | Nearly 740 balconies | 116,000 gross tons | 952 ft. in length



PRINCESS CRUISES

escape completely®

Sapphire Princess® sails the world's seas in sensational style. Inviting venues abound, from the luxurious Lotus Spa® to the duty-free boutiques to the spacious decks and refreshing pools. When it comes time to dine, you can choose from our signature flexible Anytime DiningSM or classic Traditional Dining, grab a bite in one of many casual venues, or make a reservation for specialty dining at Sabatini'sSM Italian restaurant. There are golf simulators and a putting green, four swimming pools, a supervised youth center, countless bars and lounges, a theater with original musical productions and much more. Plus, choose from nearly 740 staterooms with their own balcony.



Wheelhouse Bar



ScholarShip@Sea®

DECK	DINING	DECK	ACTIVITIES	DECK	ACTIVITIES (continued)
	Traditional		Pools		Kids & Teens
6	• International Dining Room	12	• Terrace Pool	6	• Video Arcade
	Anytime	14	• Calypso Reef and Pool (includes 2 hot tubs)	15	• Teen Center
5	• Savoy Dining Room	14	• Neptune's Reef and Pool (includes 2 hot tubs)	15	• Youth Center
5	• Vivaldi Dining Room	16	• Oasis hot tubs	15	• Splash pool
6	• Pacific Moon Dining Room		Sports & Spa		ENTERTAINMENT
6	• Santa Fe Dining Room	15	• Lotus Spa®, gym and fitness area		Theaters
	Specialty	15	• Swim-against-the-current lap pool	6/7	• Princess Theater
7	• Sabatini's™ (Italian restaurant)	16	• Center Court		Hot Spots
14	• Sterling Steakhouse™	16	• Digital golf simulators	6	• Grand Casino
-	• Ultimate Balcony Dining	16	• Nine-hole putting course	7	• Explorers Lounge (nightclub-style performances)
	Casual	16	• Jogging track	7	• Club Fusion
5	• Lobby Bar	16	• Shuffleboard	17/18	• Skywalkers Nightclub
14	• Prego Pizzeria		Enrichment		Lounges & Bars
14	• Trident Grill (burgers and hot dogs)	†	• ScholarShip@Sea®	6	• Churchill Lounge
14	• Sundaes ice cream bar	5	• Library and writing room	6	• Wake View Bar
14	• 24-hour dining in the Horizon Court	7	• 24-hour Internet Café (wireless access available)	7	• Crooners Bar
†	• Afternoon tea		Shopping & Services	7	• Wheelhouse Bar
-	• 24-hour room service	5	• Future Cruise Sales		
		5	• Princess Captain's Circle Desk		
		5	• Shore Excursions Desk		
		5	• World-class art collection, gallery and auctions		
		6	• Passenger Services Desk		
		6/7	• Boutiques (duty-free)		
		7	• Hearts & Minds Wedding Chapel		
		7	• Photo Gallery		

† Location may vary.
Subject to change at any time.


Sapphire Princess® stateroom options



Mini-suite with balcony



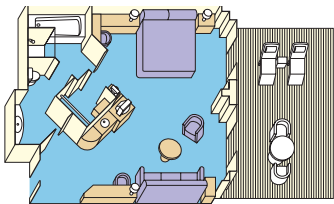
Balcony stateroom



Grand suite with balcony

Our grand suite is extra spacious with a large balcony and panoramic views. It includes all the premium amenities of a suite with balcony plus the following upgrades: deluxe queen mattress, spacious sitting room, convertible sofa

double bed, large walk-in closet, personal computer, and corner tub equipped with whirlpool jets and multi-directional shower. Approximately 1,329 square feet, including balcony. (Category GS)

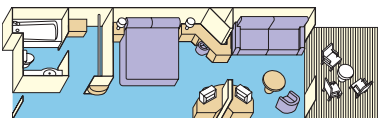


Suite with balcony

Surrounding you with luxurious accommodations, a spacious suite with balcony includes all the amenities of a mini-suite, plus incredible premiums.

These include luxury balcony

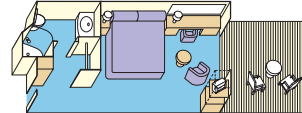
furniture, deluxe canapés, fresh flowers, DVD/CD player, free access to a DVD library, two TVs, one complimentary mini-bar setup, a roomy walk-in closet, upgraded bathroom amenities, complimentary use of the Lotus Spa® Thermal Suite, laundry and professional cleaning services and web access in the Internet Café. Approximately 525-706 square feet, including balcony. (Categories OS, PH, PS & VS)



Mini-suite with balcony

A mini-suite with balcony is substantially larger than a balcony stateroom.

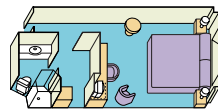
It includes all the amenities of a balcony stateroom and these added luxuries: welcome glass of champagne, separate sitting area, sofa bed, luxury mattress and pillows, two flat-panel TVs, a spacious closet, desk, bathroom tub and massage shower head. Approximately 354 square feet, including balcony. (Categories: AA, AB, AC, AD & AE; Category AE has twin beds and no bathroom tub)



Oceanview double with balcony

This impressive stateroom offers the elegance of a balcony with fine patio furniture. Other

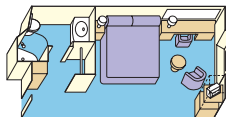
amenities include a spacious closet, desk and a bathroom with shower. Approximately 237-277 square feet, including balcony. (Categories BA, BB, BC, BD, BE & BF)



Deluxe oceanview

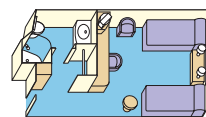
A slightly larger version of an oceanview double stateroom with the same fine amenities, including a picture window.

Approximately 197-200 square feet. (Category CC)



Oceanview double

Our oceanview stateroom includes all the amenities of an interior double, plus it features a picture window, providing added ambience and memorable views. Approximately 183-194 square feet. (Categories DD, D, EE, E, FF, F, GG, G & HH; Categories E-HH have partially to fully obstructed views)



Interior double

Our interior stateroom is a great value. It features two twin beds that make up into a queen-size bed. Other amenities include a refrigerator, hair dryer, TV, closet and bathroom with shower. Approximately 168-182 square feet. (Categories II, I, JJ, J, K, L & M)

WATCH


For detailed deck plans & virtual tours of every type of stateroom available visit: princess.com/ships



Note: Family suite (category XS) not shown. Floor plans, amenities and stateroom diagrams represent typical arrangements and may vary by ship. Certain stateroom categories may vary in size and configuration by ship. Square footage varies based on stateroom category and deck location. Stateroom views are considered unobstructed unless noted otherwise. Obstructions do not include certain nautical items like handrails, dividers or ship hardware. For balcony staterooms, the view is determined from the perspective of the balcony railing. Balconies may have either solid steel or toughened glass railings.

Call 1-800-PRINCESS for more information.

Sapphire Princess® deck plans



← AFT

FORWARD →

Sky/Star 17/18

Sports 16

Sun 15

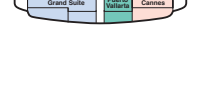
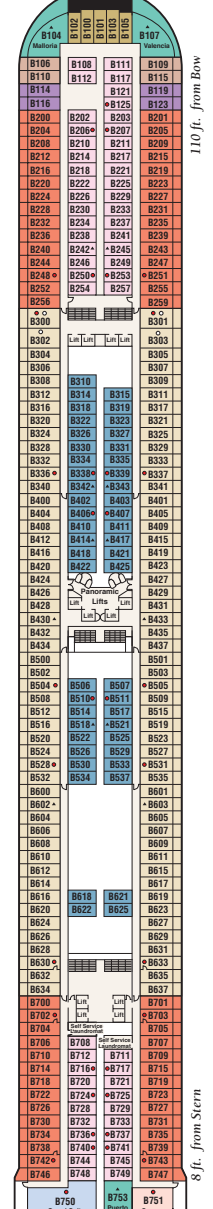
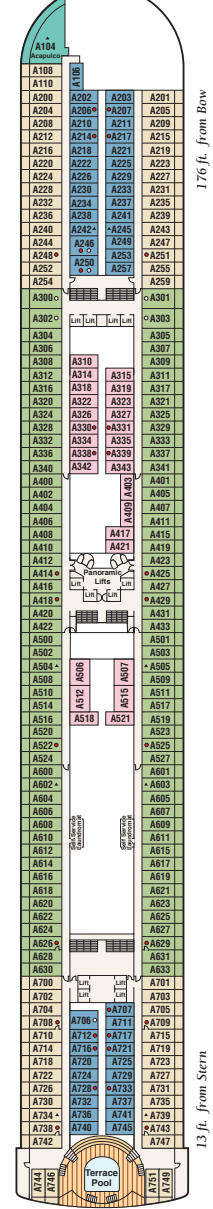
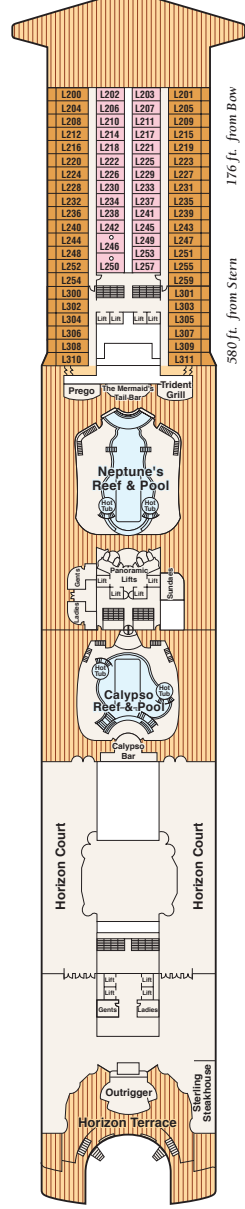
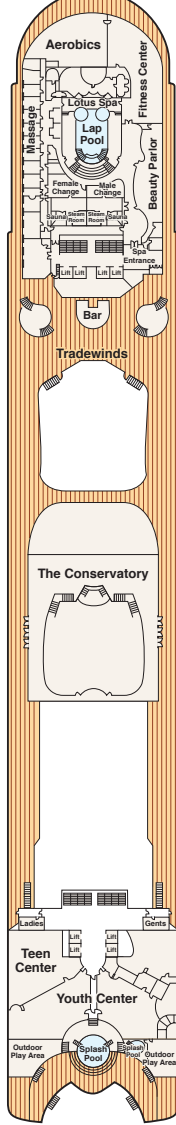
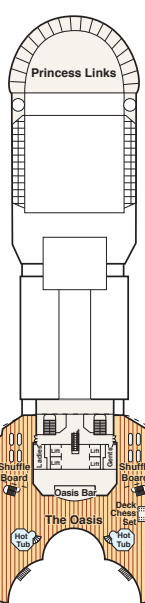

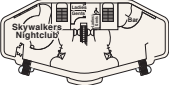
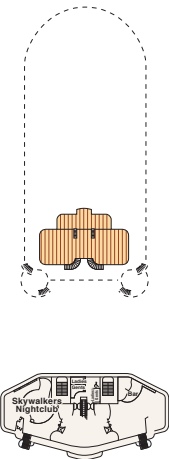
Lido 14

Aloha 12

Baja 11

↑ FORWARD

↓ AFT



110 ft. from Bow

176 ft. from Bow

176 ft. from Bow

176 ft. from Bow

580 ft. from Stern

13 ft. from Stern

8 ft. from Stern

Sapphire Princess®

STATEROOM DESCRIPTION

- GS** BAJA: Grand suite with queen-size bed and balcony
- OS** BAJA: Owner's suite with balcony
- PH** CARIBE: Penthouse suite with balcony
- PS** ALOHA, BAJA, CARIBE: Premium suite with balcony
- VS** CARIBE, DOLPHIN, EMERALD: Vista suite with balcony
- XS** DOLPHIN: Family suite: interconnecting staterooms with balcony
- AA** DOLPHIN: Mini-suite with balcony
- AB** DOLPHIN: Mini-suite with balcony
- AC** DOLPHIN: Mini-suite with balcony
- AD** EMERALD: Mini-suite with balcony
- AE** DOLPHIN: Mini-suite with balcony
- BA** CARIBE, LIDO: Balcony two lower beds

- BB** ALOHA, CARIBE, DOLPHIN, EMERALD: Balcony two lower beds
- BC** ALOHA, BAJA: Balcony two lower beds
- BD** BAJA: Balcony two lower beds
- BE** BAJA: Balcony two lower beds
- BF** BAJA: Balcony two lower beds
- CC** BAJA, CARIBE: Deluxe oceanview two lower beds
- DD** EMERALD: Oceanview two lower beds
- D** PLAZA: Oceanview two lower beds
- EE** PLAZA: Oceanview two lower beds
- E** EMERALD: Oceanview two lower beds (partially obstructed view)
- FF** CARIBE, EMERALD: Oceanview two lower beds (obstructed view)

- F** EMERALD: Oceanview two lower beds (obstructed view)
- GG** EMERALD: Oceanview two lower beds (obstructed view)
- G** EMERALD: Oceanview two lower beds (obstructed view)
- HH** EMERALD: Oceanview two lower beds (obstructed view)
- II** ALOHA, LIDO: Interior two lower beds
- I** ALOHA, BAJA: Interior two lower beds
- J** BAJA, CARIBE: Interior two lower beds
- J** CARIBE, DOLPHIN, EMERALD: Interior two lower beds
- K** PLAZA: Interior two lower beds
- L** PLAZA: Interior two lower beds
- M** PLAZA: Interior two lower beds

- Family suites D104/D100 and D105/D101: Interconnecting staterooms with private balcony; accommodates up to six persons (D100 and D101 not shown separately)
 - Will accommodate third and fourth person
 - Will accommodate third person
 - Wheelchair-accessible stateroom
 - * Two lower beds not convertible to queen; shower only.
- Note: Some areas of the ship are not accessible to wheelchairs and scooters. Distances shown are from the bow (forward) to stern (aft) to the nearest stateroom.

WATCH

For detailed deck plans & virtual tours of every type of stateroom available visit: princess.com/ships

Caribe 10

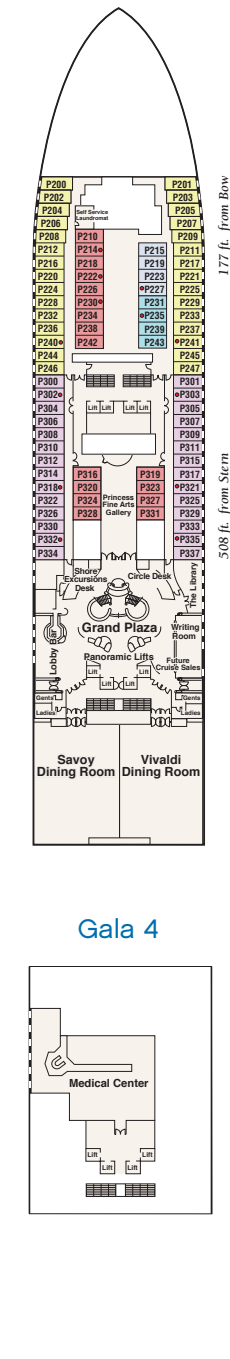
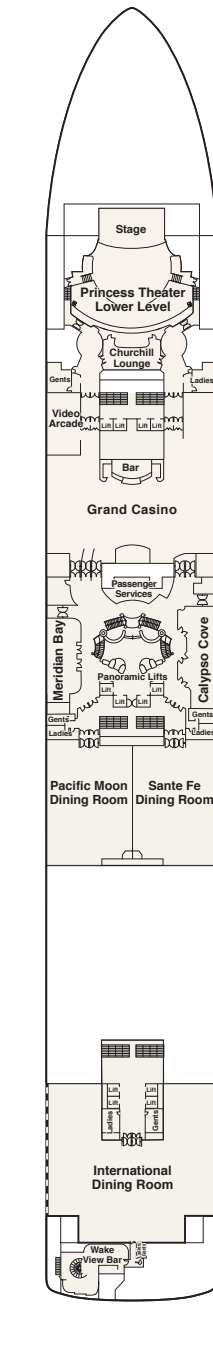
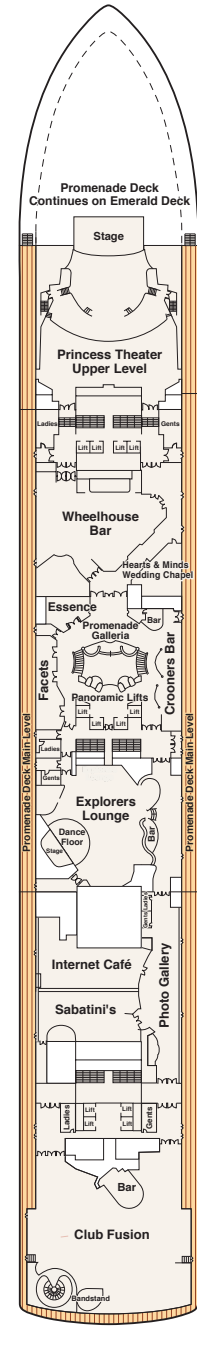
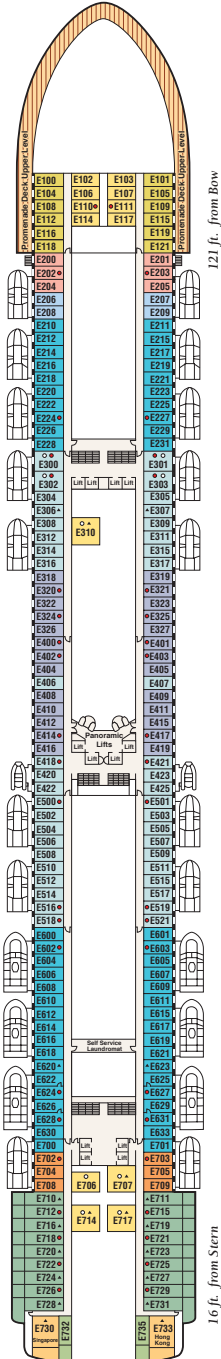
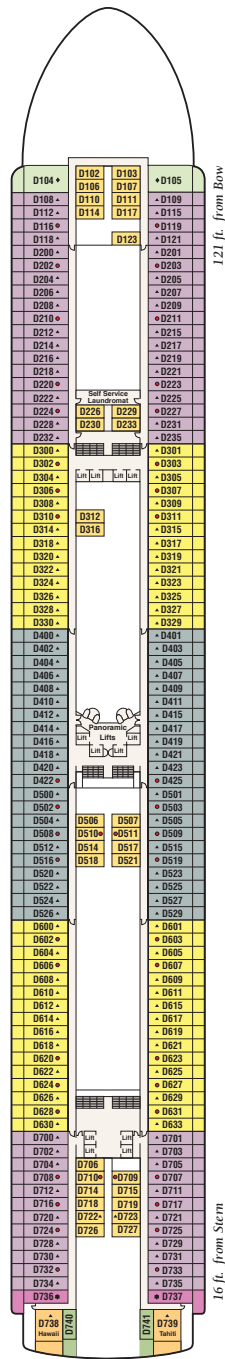
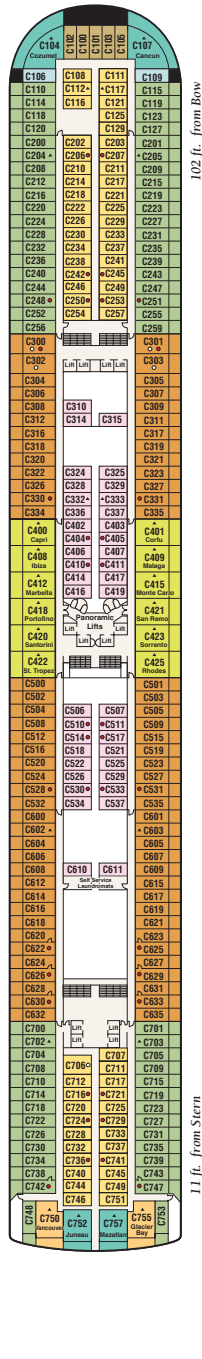
Dolphin 9

Emerald 8

Promenade 7

Fiesta 6

Plaza 5



FORWARD

508 ft. from Stern

AFT